


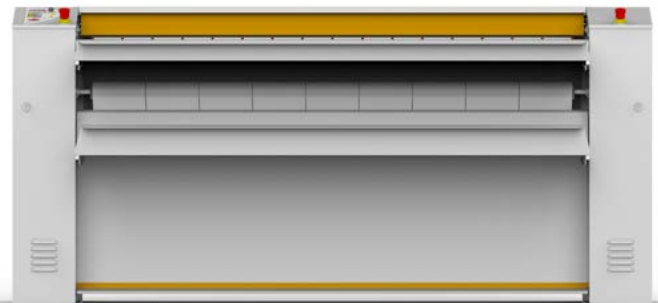


WE KNOW-HOW

discover the wrinkle free experience



G.50



G.25 | G.35

Gline

HYGIENE AND HEALTH: CHROMED CYLINDER

3 Years Guaranteed Anti-Corrosion, Wax-Free, Chrome Coating

Opting for a chromed cylinder is almost a must in a modern world: linen destined to come in contact with food or human skin should not be contaminated by oxidation products that inevitably form on the surface of a polished cylinder.



Laboratory tests have demonstrated that chromed surfaces are ideal to grant the maximum hygiene, and new researches proved they grant an even better resistance to bacterial growth than stainless steel.

Chrome coating is guaranteed 3 years against corrosion.



Reduces ordinary maintenance costs: no daily or weekly waxing at all.

Cuts preventive maintenance costs: no waxing is required during seasonal shutdowns of the laundry, no periodical exhaust motors and piping cleaning from wax residuals.

Additionally, lifespan of the belts and of the pressure roller covering considerably extends thanks to being submitted to less frictions.



Output remains constant over the years, thanks to belts maintaining their transpiration capacity: wax makes them impermeable, indeed.

Ironing quality improves because of the smoother surface granted by a chromed surface.

G14.25

OUTSTANDING FINISH, SUPERB PERFORMANCES & AFFORDABLE INVESTMENT?

G14.25 IS THE ANSWER.

EXTRA-WIDE CONTACT SURFACE FOR SUPERB PERFORMANCES

G14.25 features a 35% wider contact surface between the linen and the roller compared to similar models on the market. This boosts the productivity up to 25 kg/h, resulting in 20 tons of ironed linen more every year! (250 working days, 8 hours/day shifts)

A TRUE DRYING IRONER

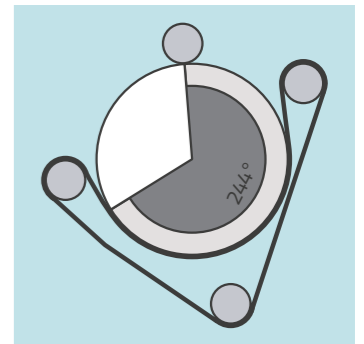
G14.25 irons and dries in one single passage single-layer linen straight out from the high-spin washer extractor (1000 rpm; 50% residual moisture). Processing time is significantly reduced, bringing further saving on utilities and labour.

IRONING KING-SIZE WITH EXCELLENT FINISH

Although G14.25 "only" features a roller width of 1.45 mt, it can process almost any kind of linen, up to the king size bed sheets. This model grants an excellent finish on any fabric type, including the delicate or difficult to treat ones, such as linen, table cloths with embroideries or made of composite fabrics (like polyester on one side and cotton on the other) as well as duvet covers.

EFFICIENT TEMPERATURE CONTROL, LOW CONSUMPTION

Thanks to the extremely precise temperature control achieved, heating power needed for electrically heated version is just 12 kW, while gas heated version only needs 1,05 kg/h of LPG for the same performances.



MAIN FEATURES

CYLINDER: polished steel
FEEDING: aluminium table
SPEED: variable
CONTROL: electronic
COOL-DOWN: yes

OPTIONS

→ CHROMED CYLINDER
→ SELF-SERVICE VERSION

contact angle 244°
for an extension of 1,23 m²



G15.35-18.35-21.35-26.35

UNMATCHED FINISH & SUPERIOR PERFORMANCES

MAIN FEATURES

CYLINDER: polished steel
FEEDING: belts
SPEED: variable
CONTROL: electronic
COOL-DOWN: yes

OPTIONS

-> CHROMED CYLINDER
-> 2 TEMPERATURE PROBES
-> SELF-SERVICE VERSION



Patented Titanium Steel Burner.



1. UNMATCHED FINISH

G.35 line is recognized to grant an unmatched ironing finish, thanks to a specifically studied pressure roller that allows treating even the most complex fabrics, including delicates like silk and table cloths with embroideries or made of composite fabrics (ex. polyester on one side and cotton on the other).

2. EFFICIENT TEMPERATURE CONTROL

Finding the right balance between performances and energy costs is one of the main aspects a modern

laundry manager considers. This involves installing machinery that make a rational use of the energy and grant at the same time constant output. G line features a tremendously efficient temperature control, with reactive sensors and an excellent management of power installed, that allow obtaining an ideal temperature distribution across the whole ironing surface.

3. AIR-BLADES STEAM EXTRACTION

The 'air blades' system grants an extra-efficient steam extraction compared to the traditional pipes

with round holes, thanks to wider suction surface. It limits at the same time the volume of lint being able to reach the motors, reducing maintenance operations frequency.

4. PATENTED TITANIUM-STEEL BURNER

Gas heated version uses a in-house developed patented burner, the most efficient in our sector, realized with the most modern technologies and materials to grant at the same time perfect temperature control and maximum lifespan.

5. MAINTENANCE-FREE ROLLERS

No more rubber padding for belts draft rollers, but knurled metal: grants grip and eliminates one of the most frequent maintenance operations.

6. LINT FILTERS

Protect exhaust motors from overheating due to scarce ventilation, increasing their lifespan.

7. MIRROR POLISHED SEAMLESS CERTIFIED CYLINDER

GMP uses prime quality cylinders, certified and normalized to grant their stability under thermal stress, for constantly ensuring perfect ironing quality.

8. FOOT PEDAL

Stops the roller rotation and leaves your hands free to adjust the linen in the feeding process.

9. SMART ELECTRONICS FOR EASY DIAGNOSTICS

Wide and user friendly control panel with clear indications of ironing parameters. Smart diagnostics on display.

10. EASY ACCESS TO COMPONENTS FOR INSPECTION

G line has been designed looking at the maximum ease of access to all the components for ordinary maintenance purpose.

G21.50-26.50-32.50

UNMATCHED DESIGN FOR UNRIVALED, NON-STOP OUTPUT



SKS System.



Cylinder Floating Support System.



1. SKS SYSTEM

Special Steam Suction Hood

A newly, specially designed, extra-wide suction hood efficiently collects the steam flow and conveys it into the extraction piping:

- No heat dispersion: because of its special design, the hood will extract only the humidity (steam) without affecting the temperature of the cylinder, eliminating heat dispersions and thus saving on energy costs.
- Shorter drying times: thanks to the extra-wide extraction surface, water will evaporate very quickly from the linen and the belts, allowing working

2. STRONGLY BUILT, TO THE SMALLEST DETAILS

High quality Nomex ironing belts lifespan between 5.000 and 7.000 working hours. Lint filters protect exhaust motors from overheating due to scarce ventilation, increasing their lifespan. No rubber padding for belts draft rollers, but knurled metal: grants grip and eliminates one of the most

- at higher ironing speed.
- Extremely silent.
- Easy replacement of the pressure roller ribbons.

3. FSS: FLOATING SUPPORT SYSTEM FOR THE CYLINDER

Increases the system reliability, thanks to the homogeneous weight distribution granted by the specially designed floating system, matched with doubled cylinder support rollers: 8 instead of the standard 4. Lifespan of the single support rollers is extended. Easier maintenance: no cylinder support bars. FFS allows easy and

- frequent maintenance operations. Patented burner on gas heated versions.

4. EFFICIENT TEMPERATURE CONTROL

Ironing temperature is constantly monitored across the cylinder surface thanks to a 2 sensors system, automatically cutting off the heating when unbalances or limit temperatures are detected by the probes. Reduces energy consumption, additionally it preserves pressure roller covering and ironing belts from scorching.

- quick replacement of the wheels, one of the most common maintenance operations on a drying ironer.

5. EASY ACCESS TO COMPONENTS FOR INSPECTION


G line has been designed looking at the maximum ease of access to all the components for ordinary maintenance purpose.

6. SMART ELECTRONICS FOR EASY DIAGNOSTICS

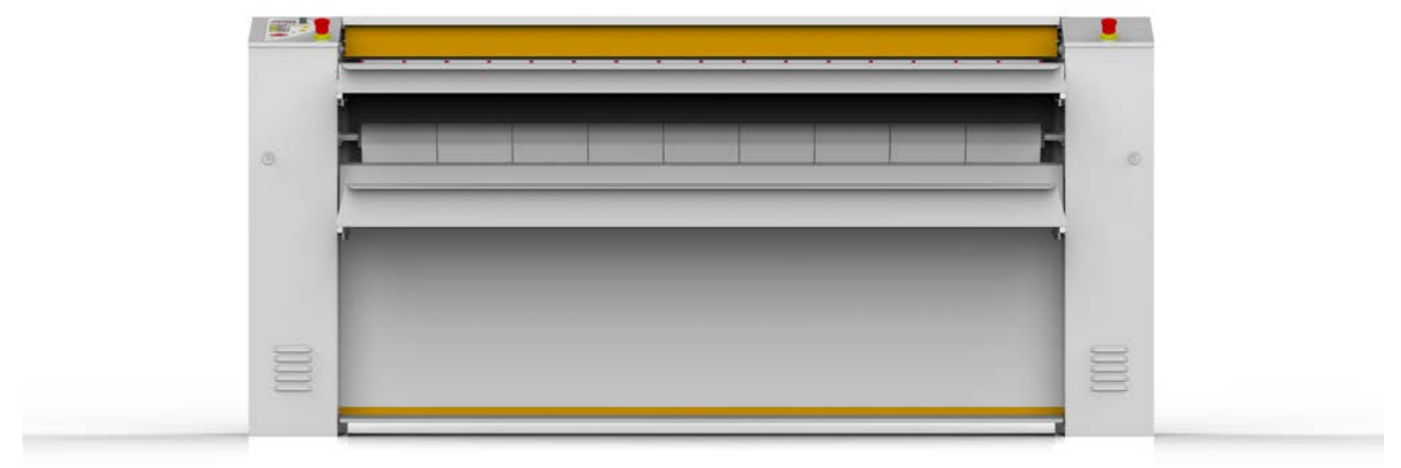
Wide and user friendly control panel with clear indications of ironing parameters. Smart diagnostics on display. Cool-down system.



TECHNICAL DATA



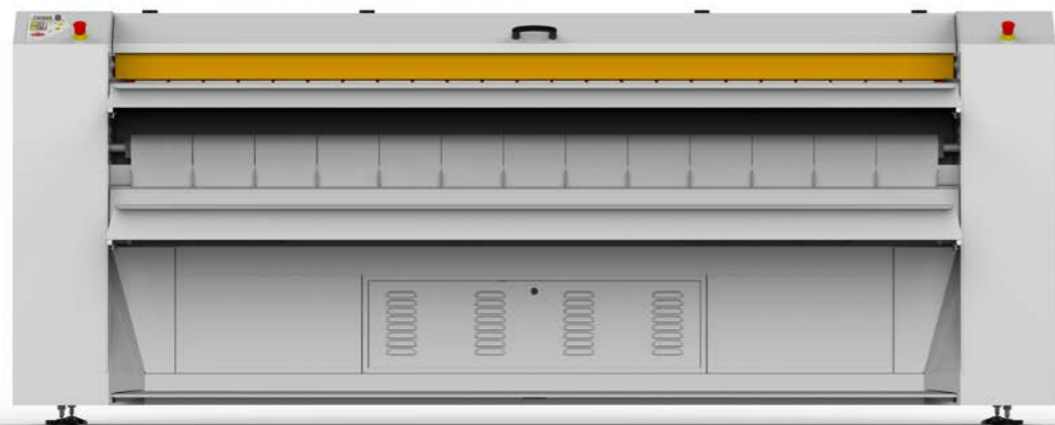
		G14.25
Cylinder dimensions		1450 x Ø270 mm
Supply tension * E = Electric, G = Gas, S = Steam		E: V.400/3N/50Hz G/S: V.230/1/50Hz
Heating source		
ELECTRIC	Heating power	12 kW
GAS	Thermal power	13,6 kW
	Gas consumption nat. gas	1,44 m ³ /h
	LPG	1,05 kg/h
STEAM	Average consumption	15 kg/h
Motor(s)		
	ELECTRIC/STEAM	0,27 kW
	GAS	0,32 kW
Absorption (Amps) E = Electric, G = Gas, S = Steam		E: V.400/3: 17,8 A G/S: V.230/1: 2,2 A
Ironing speed, variable		0,8 : 3 m/min
Steam extraction Fumes extraction		280 m ³ /h 100 m ³ /h
Hourly production (recommended moisture 50%)		25 kg
Ironer dimensions (wxdxh)		2010x510x1080 mm
Packing dimensions (wxdxh)		2100x650x1250 mm
Weight, gross/net		340/310 kg
* DIFFERENT VOLTAGES THAN INDICATED AVAILABLE ON OPTION, PLEASE CONTACT OUR SALES OFFICES		



		G15.35	G18.35	G21.35	G26.35
Cylinder dimensions		1480 x Ø325 mm	1800 x Ø325 mm	2100 x Ø325 mm	2580 x Ø325 mm
Supply tension * E = Electric, G = Gas, S = Steam		E: V.400/3N/50Hz G/S: V.230/1/50Hz	E: V.400/3N/50Hz G/S: V.230/1/50Hz	E: V.400/3N/50Hz G/S: V.230/1/50Hz	E: V.400/3N/50Hz G/S: V.230/1/50Hz
Heating source					
ELECTRIC	Heating power	18 kW	20,7 kW	23,4 kW	29,7 kW
GAS	Thermal power	22 kW	25,6 kW	27 kW	33,5 kW
	Gas consumption nat. gas	2,26 m ³ /h	2,71 m ³ /h	2,82 m ³ /h	3,53 m ³ /h
	LPG	1,8 kg/h	2,02 kg/h	2,2 kg/h	2,5 kg/h
STEAM	Average consumption	19 kg/h	22 kg/h	26 kg/h	32 kg/h
Motor(s)					
	ELECTRIC/STEAM	1 kW	1 kW	1 kW	1 kW
	GAS	1,2 kW	1,2 kW	1,2 kW	1,2 kW
Absorption (Amps) E = Electric, G = Gas, S = Steam		E: V.400/3: 29 A G/S: V.230/1: 5 A	E: V.400/3: 31,5 A G/S: V.230/1: 5 A	E: V.400/3: 38 A G/S: V.230/1: 5 A	E: V.400/3: 43 A G/S: V.230/1: 5 A
Ironing speed, variable		1,6 : 5 m/min	1,6 : 5 m/min	1,6 : 5 m/min	1,6 : 5 m/min
Steam extraction Fumes extraction		280 m ³ /h 140 m ³ /h	280 m ³ /h 140 m ³ /h	280 m ³ /h 140 m ³ /h	280 m ³ /h 140 m ³ /h
Hourly production (recommended moisture 50%)		43 kg	50 kg	56 kg	78 kg
Ironer dimensions (wxdxh)		2010x550x1100 mm	2340x550x1100 mm	2640x550x1100 mm	3140x580x1150 mm
Packing dimensions (wxdxh)		2100x690x1500 mm	2450x690x1500 mm	2850x690x1500 mm	3250x690x1500 mm
Weight, gross/net		474/450 kg	520/490 kg	580/548 kg	840/780 kg
* DIFFERENT VOLTAGES THAN INDICATED AVAILABLE ON OPTION, PLEASE CONTACT OUR SALES OFFICES					



TECHNICAL DATA

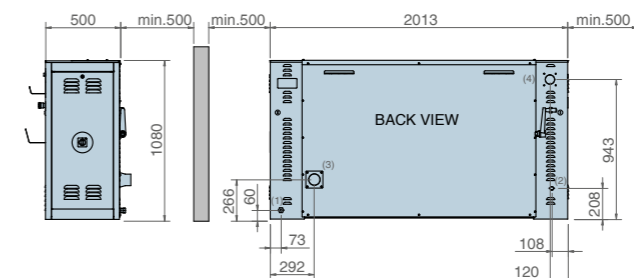


		G21.50	G26.50	G32.50
Cylinder dimensions		2100 x Ø500 mm	2580 x Ø500 mm	3200 x Ø500 mm
Supply tension *		V.400/3N/50Hz	V.400/3N/50Hz	V.400/3N/50Hz
Heating source				
ELECTRIC	Heating power	39 kW	49,5 kW	61,5 kW
	Thermal power	54 kW	67 kW	95,2 kW
GAS	Gas consumption nat. gas	5,3 m³/h	7 m³/h	9,8 m³/h
	LPG	4 kg/h	5 kg/h	7,6 kg/h
STEAM	Average consumption	50 kg/h	70 kg/h	90 kg/h
Motor(s)				
ELECTRIC / STEAM		1,6 kW	1,6 kW	1,6 kW
GAS		2,7 kW	2,7 kW	2,7 kW
Absorption (Amps) E = Electric, G = Gas, S = Steam		E: 62A G/S: 5A	E: 77A G/S: 5A	E: 94A G/S: 5A
Ironing speed, variable		1,6 ÷ 8 m/min	1,6 ÷ 8 m/min	1,6 ÷ 8 m/min
Steam extraction Fumes extraction		740 m³/h 1200 m³/h	740 m³/h 1200 m³/h	740 m³/h 1200 m³/h
Hourly production (recommended moisture 50%)		75 kg/h el 85 kg/h gas 95 kg/h steam @4bar	95 kg/h el 110 kg/h gas 115 kg/h steam @4bar	120 kg/h el 135 kg/h gas 145 kg/h steam @4bar
Ironer dimensions (wxdxh)		2880x750x1290 mm	3280x750x1290 mm	3880x750x1290 mm
Packing dimensions (wxdxh)		2990x920x1600 mm	3390x920x1600 mm	4190x920x1600 mm
Weight, gross/net		1288/1200 kg	1413/1320 kg	1800/1700 kg

* DIFFERENT VOLTAGES THAN INDICATED AVAILABLE ON OPTION, PLEASE CONTACT OUR SALES OFFICES

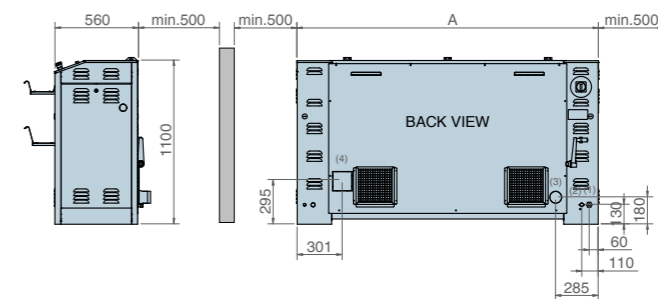
INSTALLATION INFORMATION

G14.25



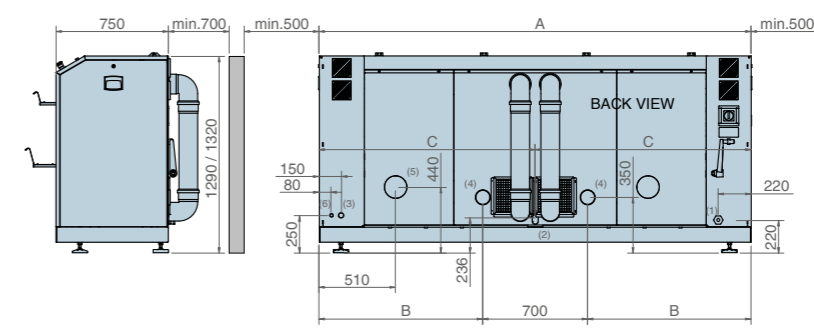
- (1) ELECTRICAL CONNECTION (PG21)
- (2) GAS CONNECTION (G 1/2" M)
- (3) STEAM EXHAUST Ø78 mm
- (4) FUMES EXHAUST Ø80 mm (only gas heated models)

G35



- (1) ELECTRICAL CONNECTION (PG21)
- (2) GAS CONNECTION (G 1/2" M)
- (3) STEAM EXHAUST Ø80 mm
- (4) FUMES EXHAUST Ø100 mm (only gas heated models)

G50



- (1) ELECTRICAL CONNECTION (PG13.5 for gas and steam heated models; PG36 for electric heated models)
- (2) GAS CONNECTION (G 1" M)
- (3) STEAM CONNECTION (G 1" M)
- (4) STEAM EXHAUST Ø100 mm
- (5) FUMES EXHAUST Ø120 mm (only gas heated models)
- (6) CONDENSATE EXIT G 1/2" M (only steam heated models)